

# MatManager™



PAVING QUALITY SYSTEM



# MatManager™

Monitor key quality parameters of your paving job with the MatManager™ paving quality system.

The MatManager™ enables you to keep track of material consumption with real-time measurements to ensure you are on target and eliminate material overruns.

Document how many kg/lbs you have put down per m<sup>2</sup>/yd<sup>2</sup> paved and register instances of stop, start and loading to document your work flow. Paving speed, paved distance and material temperature are also presented on the 7" graphical display.

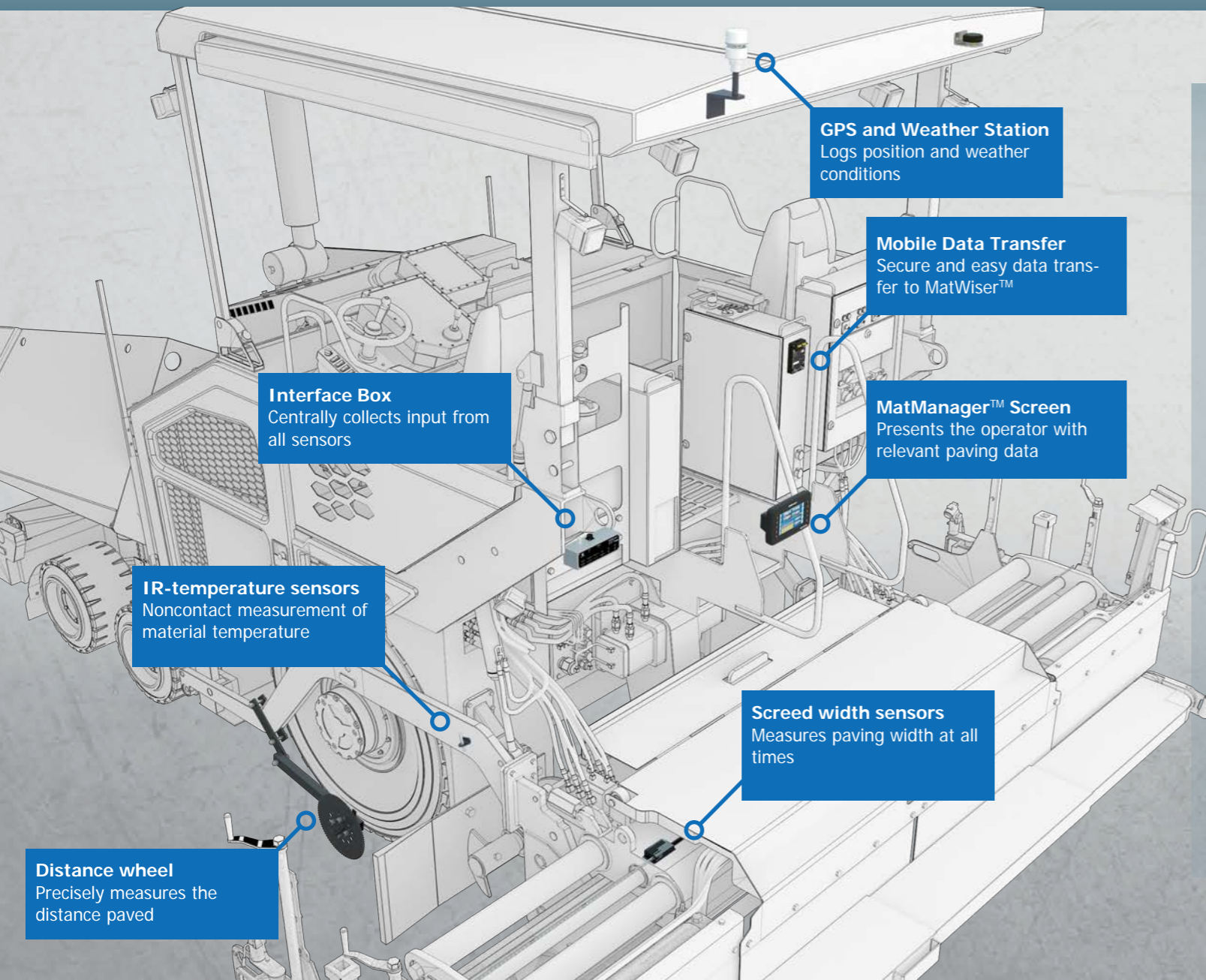
Export and save all logged data via the Mobile Data Transfer System or USB at the end of the paving job for data processing and analysis. Deliver a printed report of key data to validate that road specifications have been met.

## How it works

The MatManager™ uses a range of different input sensors mounted on the asphalt paver to measure and calculate the key paving parameters. The data is collected via the MatManager™ Interface Box.

## Advantages

- Monitor material usage to assure right amount is laid and ordered from plant
- Get load history for better timing of incoming loads
- Calculate the distance and area paved
- Monitor and report quality parameters such as material temperature, start/stops, tamper frequency and consistency of speed
- Export logged data for analysis and reporting



## SCREENSHOT EXAMPLES



Four of the six main displays of key paving parameters for use while paving your job



TECHNOLOGIES PAVING INNOVATION

Logout

Job List Overview Analytics

Kratbjerg 2 22-02-2018 465 m 1:20 h 10

## Kratbjerg 2

MatWiser™  
MatManager™ statistics

Efficiency	Stops	Paved Material
Job Time (h) <b>1:20</b>	Number of Stops <b>10</b>	Consumption <b>125,6 kg/m<sup>2</sup></b>
Efficient Paving Time (h) <b>1:07</b>	Stops/km <b>21,5</b>	Deviation <b>0,4%</b>
Efficiency percentage <b>84%</b>	Stops/h <b>7,5</b>	Deviation Total <b>1,3 ton</b>

Analytics

Speed and stops settings

Speed limits

AVERAGE SPEED

MOMENTARY SPEED

LOWER LIMIT (M/MIN) 0,0 0,0

UPPER LIMIT (M/MIN) 99,9 99,9

Divide job into sections by

Distance (m)

Stop duration (h)

Date shift

Movement

Shift in direction

Speed and stops results

Interval (m)	Section Change	Average Speed (m/min)
0,0	464,6	Finish 7,1 OK

Log settings

Log interval: 1 m GPS time used: Yes

Comments

SHOW MAP PRINT REPORT

# MatWiser™

MatManager™ continuously collects paving data to a log file that can be used for further analysis using the MatWiser™ reporting system.

MatWiser™ is a web-based graphical reporting system, offering full access and visual overview of all jobs and machines, enabling the user to create custom reports, for the perfect overview of all the paving jobs done. Use data internally in your organization or as documentation to your customer. Data can be presented either as printed reports or by sharing access to MatWiser™.

Each individual job can be reviewed to validate that the specifications of the job such as location, area and material consumption, have been met. The system will also keep track of the loads received, the temperature of the material and where it has been laid down.

Furthermore, MatWiser™ is an excellent tool to optimize good paving practice such as keeping consistent speed, reducing the number of start/stops and adjusting the tamper RPM to achieve the best, enduring and most economical paving.

## Advantages

- Compare job results to specifications
- Provide full job documentation to customers
- Optimize performance on key paving quality parameters
- Store job data for future analysis of problem areas in the road
- Correlate job data to geographical positions
- Create printed job reports

TECHNOLOGIES PAVING INNOVATION

Logout

Job List Overview Analytics

Kratbjerg 2 22-02-2018 465 m 1:20 h 10

## Kratbjerg 2

MatWiser™  
MatManager™ statistics

Basic Info	Process Info	Material Info
Job <b>Kratbjerg 2</b>	Length <b>465 m</b>	Material Type <b>GAB</b>
Date <b>22-02-2018</b>	Average Paving Speed <b>6,9 m/min</b>	Specification <b>125,0 kg/m<sup>2</sup></b>
Paver <b>Vögele 1803-3i</b>	Area <b>2.297 m<sup>2</sup></b>	Paved Material <b>288,4 ton</b>
Crew <b>T. Knudsen</b>	Manually Paved Area <b>17 m<sup>2</sup></b>	Scrapped Material <b>9,0 ton</b>

Loads

Distance (m)	Load #	Time	Average Speed (m/min)	Load (kg)	Area (m <sup>2</sup> )	Consumption (kg/m <sup>2</sup> )	Ref
0,0	1	22-02-2018 14:07:19	4,9	29.800	241,0	123,7	
63,2	2	22-02-2018 14:20:16	4,9	29.300	234,0	125,2	
109,9	3	22-02-2018 14:32:59	7,7	29.600	246,0	120,3	
158,1	4	22-02-2018 14:40:36	7,9	28.900	233,0	124,0	
203,9	5	22-02-2018 14:47:20	7,8	29.700	235,0	126,4	
250,1	6	22-02-2018 14:53:40	7,8	29.500	224,0	131,7	
290,9	7	22-02-2018 14:59:30	7,8	29.900	239,0	125,1	
337,9	8	22-02-2018 15:05:59	7,8	30.100	241,0	124,9	
385,2	9	22-02-2018 15:14:27	7,8	29.500	231,0	127,7	

Speed

Paving Speed

Speed (m/min)

Humidity

Humidity (%)

Distance (m)

Comments

Kort Satellit

Google

SHOW MAP PRINT REPORT

0 465


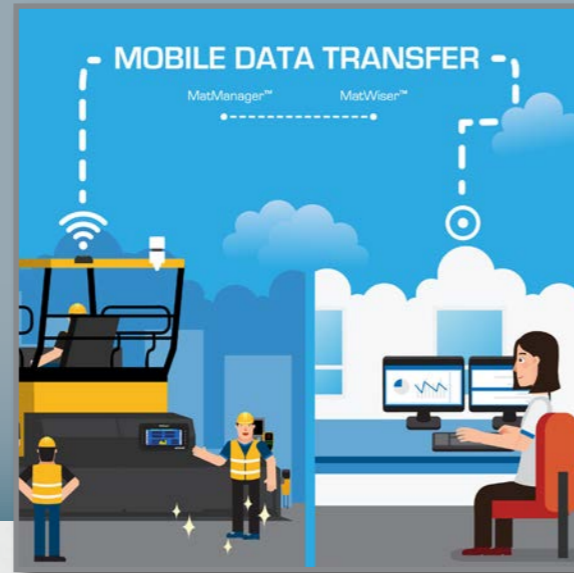
ZOOM RESET ZOOM



# MatManager™

The MatManager™ Control Unit can easily be stored in the accompanying Carry Case between paving jobs. The MatManager™ Interface Box and all sensors are designed for permanent mounting and should remain on the asphalt paver between paving jobs.

Transfer your paving data in a fast and secure way. Data is transferred to MatWiser for further overview and analyses with the Mobile Data Transfer System for MatManager™.



Complete system overview of S-60803 MatManager™ and S-10130 Mobile Data Transfer System


## MatManager™ installations




MatManager™ on a CAT AP655F paver in Arlanda Airport in Sweden



MatManager™ installed on a CAT AP655F



MatManager™ Interface Box



MatManager™ on a Vogele SUPER 1900-2 paver



# PAVING ACADEMY

Insecure of how it all works?  
Don't worry. Our systems are  
super easy to use, and our  
Paving Academy shows you how

- ✓ How-to videos
- ✓ Case stories
- ✓ Manuals
- ✓ Paving tips
- ✓ ... and more



[WWW.TF-TECHNOLOGIES.COM/PAVING-ACADEMY](http://WWW.TF-TECHNOLOGIES.COM/PAVING-ACADEMY)

**tf** TECHNOLOGIES  
PAVING INNOVATION



This project has received funding from the European Union's Horizon 2020 research and innovation programme under grant agreement No 859507